

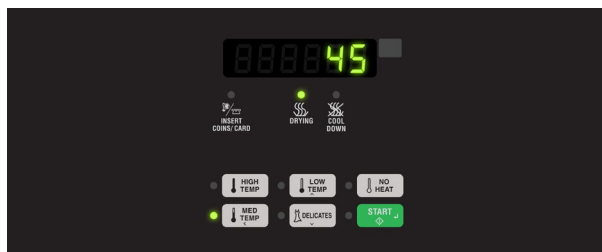
QUANTUM® GOLD COIN DROP INSTALLED, PREP FOR CARD

COMMERCIAL QUANTUM FRONT CONTROL SINGLE DRYER - STAINLESS

Built for Reliable Performance

Speed Queen's dryer, defined by its simplicity and its performance, provides everything you need to get the job done - and nothing you don't. Speed Queen's single load dryers combine heavy-duty construction with reliable operation proven to stand the test of time. They're designed with less moving parts for one reason: so you'll face fewer maintenance problems and less wear and tear down the road. Speed Queen's dryers provide the perfect balance of heat, airflow and tumble action for optimal performance and efficiency. Front load products have met every design standard to be 100% ADA compliant.

- Integrated meter case
- Industry's largest door opening 2.06 sq. ft. (1914 cm²)
- Quiet, efficient blower system
- Door is reversible for installation flexibility
- High efficiency exhaust blower with superior airflow 220 cfm (105 liters/sec)
- 100% serviceable from the front
- Space-saving narrow cabinet 26.875" (683 mm)
- Upfront lint filter easy to clean and secured
- Durable galvanized steel cylinder
- Large capacity meter case standard

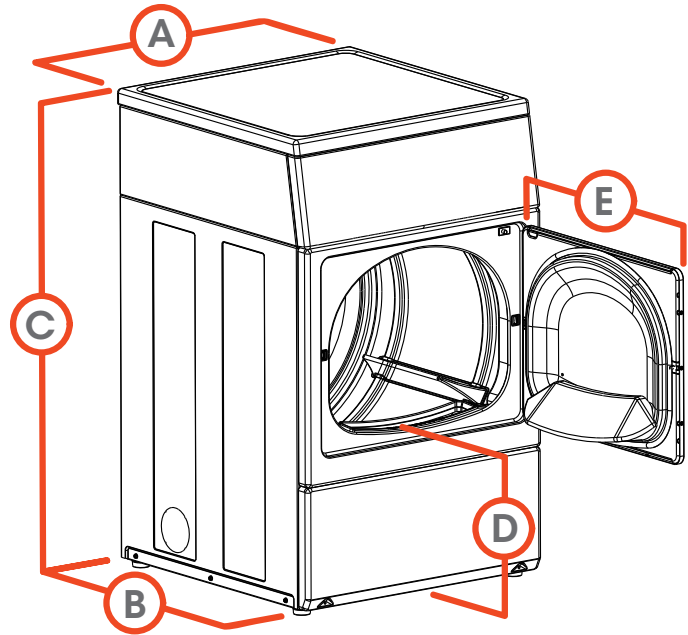


The cutting edge Quantum control system from Speed Queen gives you the freedom to manage laundry your way with the power to achieve unmatched levels of revenue. Quantum Gold provides users with additional cycle choices while offering new options to help lower operating costs and incorporates tools and options to increase revenue.



SPECIFICATIONS

COMMERCIAL FRONT CONTROL SINGLE DRYER - STAINLESS

MODEL - see below for all models and activation available	
CONTROL OPTION	Quantum Gold
COLOR	Stainless
CAPACITY - lb (kg)	18 (8.2)
CYLINDER VOLUME - cu. ft. (liters)	7.0 (198)
MOTOR (THERMAL PROTECTED)	0.33 HP
TYPE OF GAS (GAS MODELS ONLY)	Factory equipped natural
AIR OUTLET DIAMETER - in (mm)	4 (102)
EXHAUST AIRFLOW - cfm (liters/sec)	220 (105)
AVAILABLE CYCLES	High, Medium, Low, Delicates, No Heat
ELECTRICAL REQUIREMENTS	■ Electric 120/240/60/1-30 amp 120/208/60/1-30 amp
	Gas 120/60/1-15 amp
HEATING ELEMENT	Electric 5350W, 240V 4750W, 208V
	Gas 25,000 Btu
SHIPPING DIMENSIONS APPROX. - in (mm)	Width 30.5 (775)
	Depth 29.5 (762)
	Height 45 (1143)
NET WEIGHT - lb (kg)	Electric 150 (68)
	Gas 150 (68)
SHIPPING WEIGHT lb (kg)	Electric 161 (73)
	Gas 161 (73)
AGENCY APPROVALS	Electric cULus
	Gas cCSAus



A. OVERALL WIDTH - in (mm)	26.875 (683)
B. OVERALL DEPTH - in (mm)	28 (711)
C. OVERALL HEIGHT - in (mm)	44.34 (1126)
D. FLOOR TO DOOR OPENING -in (mm)	15.44 (392)
E. DOOR SWING - in (mm)	23.5 (597)

MODELS	VOLTAGE/FREQ/PH		ACTIVATION
SDENCAGS173TN01	120/240/60/1	Electric	Coin Drop Installed 
SDGNCAGS113TN01	120/60/1	Gas	
SDENYAGS173TN01	120/240/60/1	Electric	Prep for Card 
SDGNYAGS113TN01	120/60/1	Gas	

■ Electric dryers come equipped for 240/60/1 operation. They can be field converted to operate on 208/60/1 with optional 61928 conversion kit. Gas dryers can be field converted for operation on LP gas with optional 458P3 conversion kit.

For the most accurate information, the installation guide should be used for all design and construction purposes. Due to continuous product improvements, design and specifications subject to change without notice. The quality management system of Alliance Laundry Systems' Ripon facility has been registered to ISO 9001:2008.



by Alliance Laundry Systems

speedqueencommercial.com/multihousing

AM18-0135 • ©2018 Alliance Laundry Systems LLC