

SPECIFICATIONS

MLG35PD

MAYTAG® COMMERCIAL

ENERGY ADVANTAGE™ MULTI-LOAD STACK DRYER



Shown in Stainless Steel.

LEGENDARY MAYTAG DEPENDABILITY

Maximizing your equipment investment for over a half century.

A COMPLETE LINE OF ENERGY-EFFICIENT SOLUTIONS

Maytag built the first appliance ever to receive the ENERGY STAR® label. Today we offer energy-saving laundry solutions for all commercial laundry needs—from energy-efficient dryers to highly efficient ENERGY STAR®-qualified washers—to help you save money and build profits.

UPDATED CONTROLS

New soft-touch keypad for ease-of-use and durability.

CAPACITY:

- 35 lb. Capacity
- 17% Greater Capacity Than a Maytag® 30-lb. Stack Dryer

FOR YOUR CUSTOMERS:

- Fast-Drying Axial 100% Airflow System Enhances Airflow
- ThermoGuard™ System Helps Prevent Laundry Overheating
- Owner-Programmable Single-Phase Reversing
- Extra-Large Door Openings With Dual Pane Glass Door
- Time Remaining Digital Display
- Self-Diagnostic Microprocessor Controls

FOR YOUR OPERATION:

- Low BTUs and Fast Dry
- Enhanced Insulation For Greater Efficiency
- Front Serviceable
- Single Payment System
- 2 Large-Capacity Lint Drawers

BUILT-TO-LAST™ FEATURES:

- Heavy-Duty Enclosed Motors
- Fire Suppression System
- Four-Point Roller Support System
- 5 Year Limited Warranty—All Parts Covered

AMERICA
AN AMERICAN COMPANY FOR OVER 100 YEARS

SPECIFICATIONS

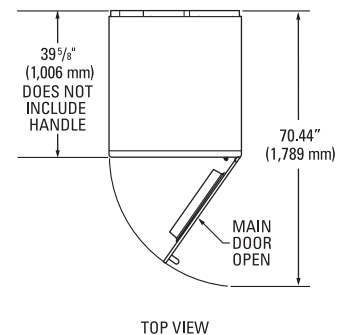
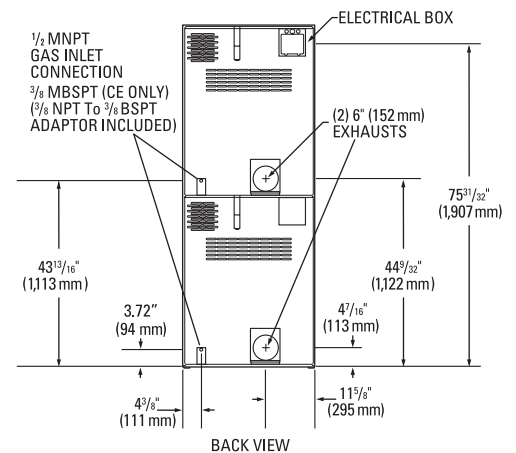
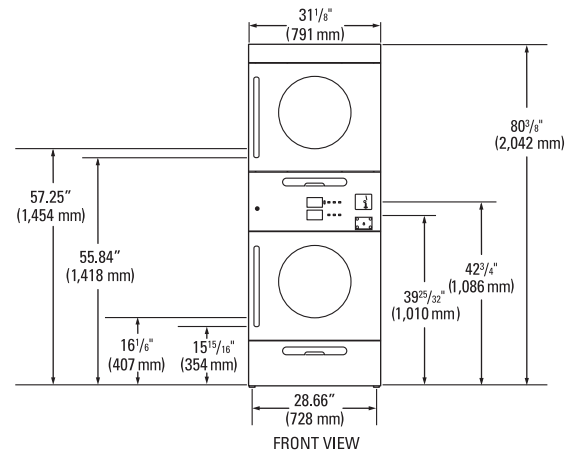


MLG35PD

MAYTAG® COMMERCIAL ENERGY ADVANTAGE™ MULTI-LOAD STACK DRYER

MAYTAG® COMMERCIAL ENERGY ADVANTAGE™ MULTI-LOAD STACK DRYER MICROPROCESSOR COIN-DROP

DRYER SPECIFICATIONS	
MODEL	MLG35PD
MOTOR	
Single-phase, thermoprotected against overload, auto-reset	•
Drive Motor—HP (kw)	.25 (.19)
Blower Motor—HP (kw)	.50 (.37)
CAPACITY	
Lb. (kg) per drying chamber	2 x 35 (2 x 15.8)
Cu. ft. (cu. m) per drying chamber	2 x 12.27 (2 x .347)
AIRFLOW	
Cfm (cmm) per drying chamber	380 (10.76)
TUMBLERS	
Diameter—in. (mm)	2 x 30 (2 x 762)
Depth—in. (mm)	2 x 30 (2 x 762)
ELECTRICAL REQUIREMENTS	120V, 60 Hz
Export Models—options available	220-380V/1PH or 3 PH
BREAKER/FUSE REQUIREMENTS	
Amps per drying chamber	15
EXHAUST DUCT DIAMETER	
In. (mm)	2 x 6 (152)
GAS RATING	
BTU/hr. (kcal/hr.) per drying chamber	64,000 (16,138)
GAS INLET	
M.N.P.T. in. (mm)	2 inlets, 1/2 (12.7)
COLORS	
White	•
Stainless Steel	•
APPROXIMATE WEIGHT	
Crated—lb. (kg)	630 (286)
Uncrated—lb. (kg)	600 (272)
DIMENSIONS	
Height—in. (mm)	80 ³ / ₈ (2,042)
Width—in. (mm)	31 ¹ / ₈ (791)
Depth—in. (mm)	39 ⁵ / ₈ (1,006)
Door opening diameter—in. (mm)	19 ³ / ₈ (492)
See specific instructions for proper installation. Because of continuous product improvement, Maytag reserves the right to change specifications without notice.	



*Visit maytagcommerciallaundry.com for complete warranty details.