

QUANTUM® GOLD and MICRO DISPLAY CONTROL II

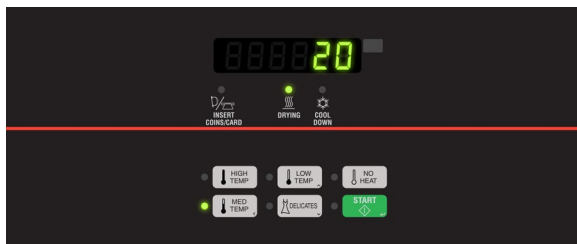
## COMMERCIAL SINGLE TUMBLE DRYER

ST035

### Built for Reliable Performance

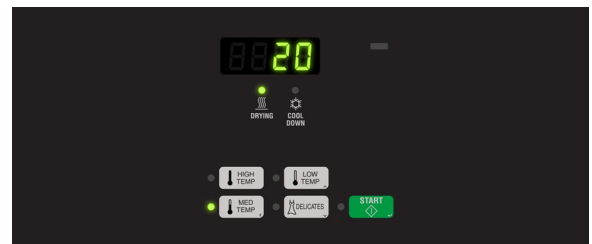
Our single pocket tumble dryers are designed with fewer moving parts, so that you'll face fewer maintenance problems and less wear and tear.

- Feature an axial airflow process that ensures heated air comes in contact with load at the optimum time in tumble process
- High-performance burners ignite instantly, providing the desired temperature quickly and distributing heat evenly and efficiently
- Extra-large stainless steel doors and heavy-duty hinges ensure these machines will stand up to repeated use of high-traffic vended laundries
- Feature an all-belt drive system, which means they're less noisy and less expensive to maintain
- Fine mesh lint screen is self-cleaning, depositing lint into a large storage area for easy, once-per-day removal
- Heavy-duty door hinge designed to withstand heavy usage



### Quantum® Gold

Cutting edge Quantum® Control system from Speed Queen® gives you the freedom to manage laundry your way and the power to achieve unmatched levels of revenue. This revolutionary technology provides users with more cycle choices than ever, offers unprecedented options to help lower operating costs and incorporates tools and options to increase revenue.



### MDC II

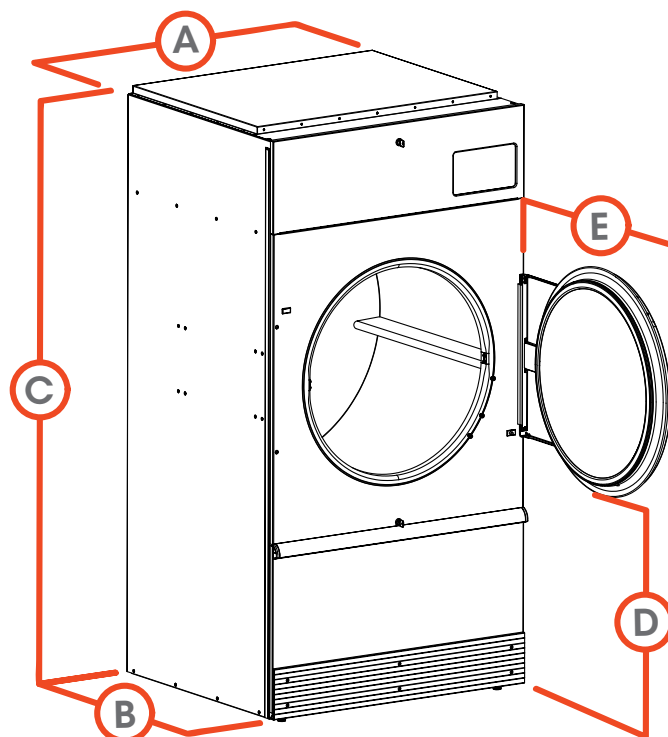
Our Micro-Display Control II (MDC II) clearly displays the vend price and keeps customers informed throughout the drying process with cycle status lights and a digital cycle countdown. MDC II offers four cycle selections and basic audit features.

## SPECIFICATIONS

# COMMERCIAL SINGLE TUMBLE DRYER

## ST035

MODEL	ST035	
CONTROL OPTION	Quantum Gold, MDC II	
CAPACITY - lb (kg)	35 (16)	
CYLINDER DIAMETER - in (mm)	30 (762)	
CYLINDER DEPTH - in (mm)	30 (762)	
CYLINDER VOLUME - cu. ft. (liters)	12.3 (350)	
REVERSING CYLINDER	Option	
DOOR OPENING SIZE - in (mm)	22.7 (576)	
ENERGY DATA	Gas Models - Per Pocket	90,000 Btu/hr
	Steam Models - Per Pocket	103,400 Btu/hr
	Electric Models	24kW
GAS CONNECTIONS - in (npt)	0.5	
PLUMBING CONNECTIONS - in (npt)	0.75	
AIR OUTLET - in (mm)	8 (200)	
MOTOR - HP	Fan	0.5
	Cylinder	0.3
AIRFLOW - cfm (liters/sec)	600 (283)	
ELECTRICAL SPECS - amps	Gas & Steam	
	B	100-120V/50/60/1 10
	X	200-240V/50/60/1/3 6
	N	440-480V/50/60/3 3
	P	380-415V/50/60/3 3
	Electric	
	D	200-208V/50/60/1 118
	E	230-240V/50/60/1 102
	F	200-208V/50/60/3 69
	G	230-240V/50/60/3 59
	H	380V/50/60/3 37
	J	400-415V/50/60/3 34
	K	440V/50/60/3 32
	L	460-480V/50/60/3 30
SHIPPING DIMENSIONS APPROX. - in (mm)	Width	33 (840)
	Depth	49 (1240)
	Height	67.6 (1720)
NET WEIGHT - lb (kg)	Gas & Steam	340 (155)
	Electric	350 (160)
SHIPPING WEIGHT - lb (kg)	Gas & Steam	360 (165)
	Electric	370 (170)
*AGENCY APPROVALS	CSA	



A.	OVERALL WIDTH - in (mm)	31.5 (800)
B.	OVERALL DEPTH - in (mm)	45.5 (1155)
C.	OVERALL HEIGHT - in (mm)	63.9 (1625)
D.	DOOR BOTTOM TO FLOOR - in (mm)	27.5 (699)
E.	DOOR SWING - in (mm)	28 (711)

\* Agency approvals may vary depending on configuration. Consult factory for details.

The quality management system of Alliance Laundry Systems' Ripon facility has been registered to ISO 9001:2008. Tumble dryer models are made to suit a variety of electrical service characteristics. See your Speed Queen Laundry Service Provider for specifications. For further details on installation, refer to Installation, Operation and Maintenance instructions supplied with the tumble dryer. Amperage ratings available in Installation Manual.

For the most accurate information, the installation guide should be used for all design and construction purposes. Due to continuous product improvements, design and specifications subject to change without notice. The quality management system of Alliance Laundry Systems' Ripon facility has been registered to ISO 9001:2008.



by Alliance Laundry Systems

[speedqueencommercial.com/multihousing](http://speedqueencommercial.com/multihousing)

AM18-0110 • ©2018 Alliance Laundry Systems LLC