


## COIN SLIDE

# COMMERCIAL TOP LOAD WASHER

## Built for Reliable Performance

The Speed Queen coin slide operated top load washer gives building owners and property managers unparalleled ability to reduce water and energy costs which reduces operating costs. With features such as water and energy efficient designs, quality internal components and high security systems, multi-housing owners can depend on Speed Queen. The equipment gives them the advantage on such issues as energy conservation, equipment breakdowns and vandalism. Durable porcelain enamel tops and lids resist corrosion and scratching, assuring long-last appearance.

- Durable stainless steel wash tub
- Extract speed of 710 RPM spins clothes out drier
- Automatic Balancing Suspension provides the industry's best out-of-balance handling, completing wash cycles without interruption
- Curved four-vane polypropylene agitator provides 210° agitation stroke which delivers superior washability
- Dependable, Eversmooth transmission




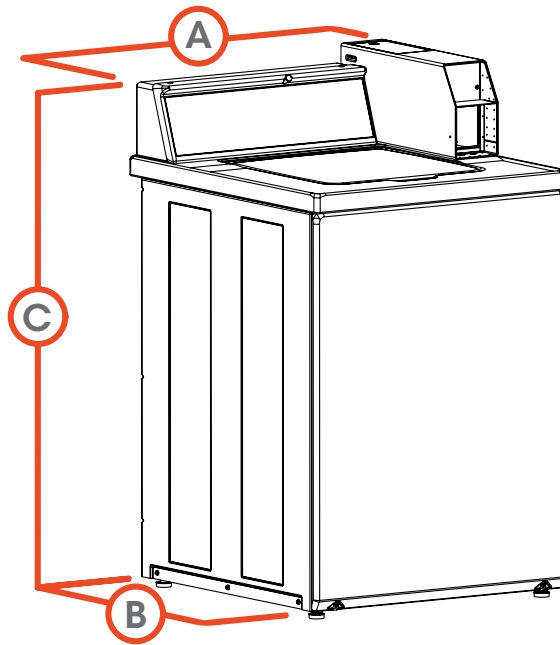
Coin Slide control is easy to use and offers the basic features needed for optimal coin-vended laundry room operations.

SPECIFICATIONS

# COMMERCIAL TOP LOAD WASHER

MODEL - see below for all models and activation available	
CONTROL OPTION	Coin Slide
COLOR	White
CAPACITY - lb (kg)	16 (7.3)
CYLINDER VOLUME - cu. ft. (liters)	3.19 (90.3)
SPIN SPEED G-FORCE (RPM)	150 (710)
MOTOR SIZE - HP (kw)	0.5 (0.37)
WATER CONSUMPTION PER CYCLE - g (liter)	28.07 (106)
IWF (WATER FACTOR) - gal/ft <sup>3</sup> (liters/liter/cycle)	8.8 (1.18)
MEF <sub>12</sub> (Modified Energy Factor) ft <sup>3</sup> /kWh/cycle (Liters/kWh/cycle)	1.35 (38.2)
CYCLE SELECTIONS	Normal Hot, Normal Warm, Normal Cold, Delicate, Perm Press Cold, Perm Press Warm
ELECTRICAL REQUIREMENTS (v/Hz/Ph-Amp)	120/60/1 - 15 Amp
WATER PRESSURE - p.s.i. (bar)	20-120 (1.4/8.3)
DRAIN	Pump
CYLINDER FINISH	Stainless Steel
NET WEIGHT - lb (kg)	206 (93)
SHIPPING WEIGHT - lb (kg)	214 (97)
SHIPPING DIMENSIONS APPROX. - in (mm)	Width 28 (711)
	Depth 30 (762)
	Height 45 (1143)
AGENCY APPROVALS	cULus

MODELS	ACTIVATION
SWNSX2SP115TW02	Coin Slide 



A. OVERALL WIDTH - in (mm)	25.625 (651)
B. OVERALL DEPTH - in (mm)	28 (711)
C. OVERALL HEIGHT - in (mm)	43.875 (1114)

For the most accurate information, the installation guide should be used for all design and construction purposes. Due to continuous product improvements, design and specifications subject to change without notice. The quality management system of Alliance Laundry Systems' Ripon facility has been registered to ISO 9001:2000.



by Alliance Laundry Systems

[speedqueencommercial.com/multihousing](http://speedqueencommercial.com/multihousing)

AM18-0016 • ©2018 Alliance Laundry Systems LLC